


- Project
- Software
- Get / Try Tiki
- Help
- Get Involved
- News

Log in

- Home Page
- Tiki Customization
- Feature Examples

Find

Themes .tiki .org Featured at the Marketplace



New at this Site: a Marketplace for Themes!

Find new Tiki themes!

Once again at themes.tiki.org, download links for more themes for Tiki! New themes are here for Tiki, to increase the visual appearance and layout options for site admins. More themes are in the pipeline and will be listed when they are ready, and then can be demoed at the designer's website and downloaded. See specific theme pages for all

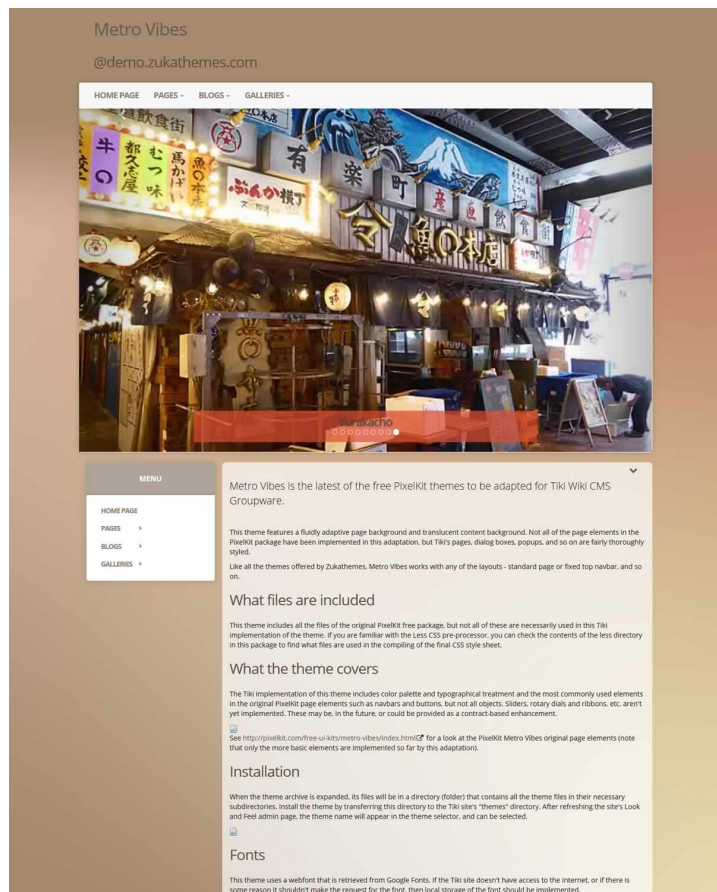
the details.

Share your Tiki themes!

Designers and authors, share your Tiki themes by listing them here! Nurture your karma. Increase the exposure for your business. Free-of-charge and premium themes, simple single-CSS file themes and elaborate packages with Less files and images, and anything in between - all are welcome.

Tiki's integration of the Bootstrap CSS framework has opened the door for designers to easily produce themes for the powerful, feature-filled Tiki Wiki CMS Groupware. Please see [Information for authors](#) for more details.

Latest Themes



Metro Vibes
@demo.zukathemes.com

HOME PAGE PAGES - BLOGS - GALLERIES -

MENU

- HOME PAGE
- PAGES -
- BLOGS -
- GALLERIES -

Metro Vibes is the latest of the free PixelKit themes to be adapted for Tiki Wiki CMS Groupware.

This theme features a fluidly adaptive page background and translucent content background. Not all of the page elements in the PixelKit package have been implemented in this adaptation, but Tiki's pages, dialog boxes, popups, and so on are fairly thoroughly styled.

Like all the themes offered by ZukaThemes, Metro Vibes works with any of the layouts - standard page or fixed top navbar, and so on.

What files are included

This theme includes all the files of the original PixelKit free package, but not all of these are necessarily used in this Tiki implementation of the theme. If you are familiar with the Less CSS pre-processor, you can check the contents of the `less` directory in this package to find what files are used in the compiling of the final CSS style sheet.

What the theme covers

The Tiki implementation of this theme includes color palette and typographical treatment and the most commonly used elements in the original PixelKit page elements such as navbars and buttons, but not all objects, sliders, rotary dials and ribbons, etc. aren't yet implemented. These may be, in the future, or could be provided as a contact-based enhancement.

See <http://pixelkit.com/free-ui-kits/metro-vibes/index.html> for a look at the PixelKit Metro Vibes original page elements (note that only the more basic elements are implemented so far by this adaptation).

Installation

When the theme archive is expanded, its files will be in a directory (folder) that contains all the theme files in their necessary subdirectories. Install the theme by transferring this directory to the Tiki site's "themes" directory. After refreshing the site's Look and Feel admin page, the theme name will appear in the theme selector, and can be selected.

Fonts

This theme uses a webfont that is retrieved from Google Fonts. If the Tiki site doesn't have access to the internet, or if there is some reason it shouldn't make the request for the font, then local storage of the font should be implemented.

Metro Vibes

Semi-opaque content areas on glowing background

[More information](#)

Bootstrap and jQuery + The Power of Tiki

Twitter Bootstrap is a front-end toolkit to rapidly build web applications.

Since the release of Tiki 13 two years ago, Tiki Wiki CMS Groupware has integrated the Bootstrap CSS Framework as its layout and styling foundation. Tiki's style sheets are a superset of the Bootstrap CSS, extended to comprehensively cover all of the platform's features. With this responsive framework, instead of creating a unique version of the website for desktop, tablet and phone, you can now create one design that works on all devices, browsers and resolutions. Your designs will be future ready when a new tablet or phone size comes in the market, your designs will adapt and fill the new screen size.

Happy Scroll landing page, and then the happiness continues on the inside

Happy Scroll

Bold and bright with smooth scrolling

More information

Sweet Candy

@demo.zukathemes.com

HOME PAGE PAGES BLOGS GALLERIES

Menu

HOME PAGE

PAGES

BLOGS

GALLERIES

Sweet Candy is the fourth free PureFik theme to be adapted for Tiki Wiki CMS Groupware. Not all of the page elements in the PureFik package have been implemented in this adaptation, but some effort has been made to spread the velvety goodness deeply throughout. Tiki's pages, dialog boxes, popups, and so on.

Like all the themes offered by Zukathemes, Sweet Candy works with any of the layouts - standard page or fixed top navbar, and so on. Care should be taken about the navbar height, however. The topbar/navbar background and link hover background are intended to work properly when the menu is at the top of the div and doesn't wrap to a second row.



Slider example, using Plugin List

What files are included

This theme includes all the files of the original PureFik free package, but not all of these are necessarily used in this Tiki implementation of the theme. If you are familiar with the Less CSS pre-processor, you can check the contents of the less directory in this package to find what files are used in the compiling of the final CSS style sheet.

What the theme covers

The Tiki implementation of this theme includes color palette and typographical treatment and the most commonly used elements in the original PureFik page elements such as navbars and buttons, but not all objects. Sliders, rotary dials and ribbons, etc. aren't yet implemented. These may be in the future, or could be provided as a contract-based enhancement.

Installation

When the theme archive is expanded, its files will be in a directory (folder) that contains all the theme files in their necessary subdirectories. Install the theme by transferring this directory to the Tiki site's "themes" directory. After rebovling the site's Look and Feel admin page, the theme name will appear in the theme selector, and can be selected.

Fonts

This theme uses a webfont that is retrieved from Google Fonts. If the Tiki site doesn't have access to the Internet, or if there is some reason it shouldn't make the request for the font, then local storage of the font should be implemented.

Theme modification

The style sheet of this Tiki theme is compiled from Less files. For a particular site, the theme can be modified by editing the relevant Less partial and compiling the CSS. Or the CSS style sheet itself can be edited. Alternatively, a custom.css file in the themes directory will override any rules in the style sheet, or CSS rules can be input in the Custom CSS text area under the Customization tab of the Look and Feel admin page of the site's control panels.

For general help with Tiki themes, please use the forums at the [Tiki themes forum](#), or ask in the Tiki IRC channel, etc.

Theme modification

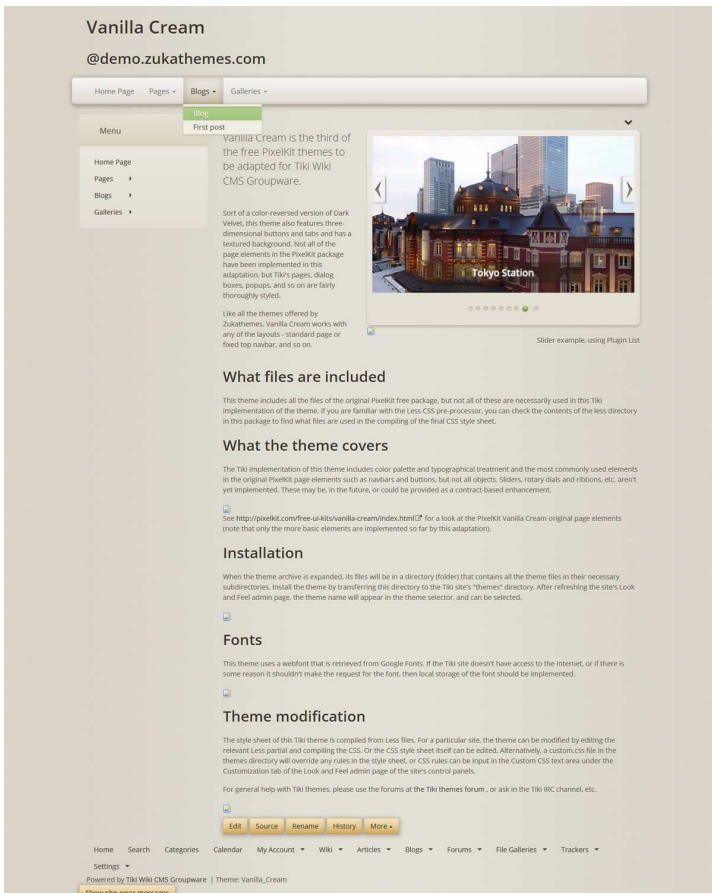
The style sheet of this Tiki theme is compiled from Less files. For a particular site, the theme can be modified by editing the relevant Less partial and compiling the CSS. Or the CSS style sheet itself can be edited. Alternatively, a custom.css file in the themes directory will override any rules in the style sheet, or CSS rules can be input in the Custom CSS text area under the Customization tab of the Look and Feel admin page of the site's control panels.

For general help with Tiki themes, please use the forums at the [Tiki themes forum](#), or ask in the Tiki IRC channel, etc.

Sweet Candy

Tapered panels and bright sculpted highlights

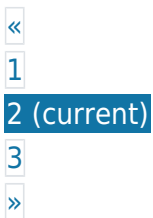
[More information](#)




Vanilla Cream

Creamy rich texture with toasty highlights

[More information](#)



[All Themes](#)

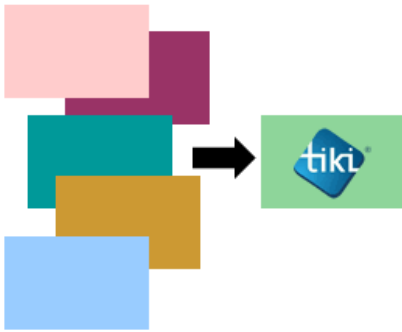


About Tiki's themes - overview and documentation

Note: This site has information for Tiki 13 and newer, since the integration of the Bootstrap CSS framework.

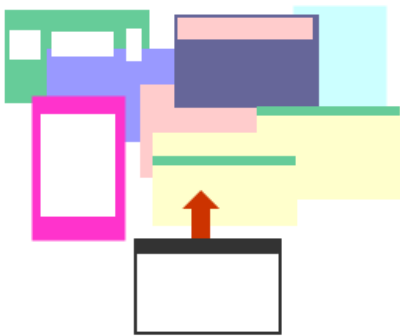
For information on previous versions of Tiki, please visit 12xthemes.tiki.org.

Many sources



Any Bootstrap 4 style sheet can be a Tiki theme - made with Customizer, adapted from HTML or another CMS, or written from scratch.

"Up to 11*"



Tiki extends Bootstrap to cover all Tiki features and multiply styling and layout options.

* What's special about "11"?

[This Is Spinal Tap - Up to 11](#)

Just styling



Tiki themes are for laying out and styling the site only. - No need to worry about affecting site security or functionality.

Tiki is mature software but steadily evolving. The latest transition includes the integration of the Bootstrap CSS Framework. Design flexibility has always been a strong point of Tiki, and this is now melded with the familiar language of Bootstrap.

For theme authors

[Creating a Tiki theme](#)

[Three ways to make a new theme NEW!](#)

[Updating a pre-Bootstrap theme](#)

[Converting a Bootstrap theme made for HTML or another CMS](#)

[Contributing, sharing or selling a theme](#)

[Theme-making Questions and Answers](#)

For theme users

[Finding a theme](#)

[Configuring a theme](#)

[Modifying a theme](#)

[Troubleshooting a theme](#)

Digging deeper:

[Tiki's CSS and Smarty template organization](#)

[Theme-related Software Concept and Design](#)

Themes.tiki.org topics

[Theme marketplace outline](#)

Latest changes

1. [Theme quality and classification checklist](#)
2. [Web Template Repositories](#)
3. [How To Add a New Theme](#)
4. [Global menu page](#)
5. [Theme_thumbnail_TPL](#)
6. [Theme_page_TPL](#)
7. [Shapely](#)
8. [Bootstrap Elements Sample Page](#)
9. [Bootstrap Elements Sample Page](#)
10. [Shared_t_o_footer](#)

[...more](#)