

At Tiki.org :
Project
Software
Try Tiki
Get Tiki
Help
Get Involved
News
Featured Tikis
Register!




Themes
Log in

Home Page
Tiki Customization
Feature Examples


Find

Themes.tiki.org

Making and updating Tiki themes and configuring the website appearance


Tiki Theme thumbnail
Log out

[Project](#)
[Software](#)
[Help](#)
[Get involved](#)
[News](#)
[More](#)



Lorem ipsum dolor sit amet consectetur adipiscing elit, urna consequat felis vehicula class ultricies mollis dictumst, [Sample link](#) aenean non a in donec nulla.

Phasellus ante pellentesque erat cum risus consequat impendit aliquam, integer plac erat et turpis mi eros nec lobortis taci, vehicula nisl litora tellus ligula porttitor metus.

Vivamus integer non suscipit facilis mus etiam at primis tempor sagittis sit, euismod libero facilis aptent elementum felis blandit cursus gravida sociis erat ante, eleifend lectus nullam dapibus netus feugiat curae curabitur est ad.

Primary
Secondary
Success
Danger
Warning
Info
Light
Dark
Link

Table and accordion

Massa curae	Fringilla porttitor	Quam sollicitudin
Leo ligula euismod dictumst	Orci penatibus mauris eros etiam	Prasent erat volutpat posuere hac
Litora laoreet amet lacinia erat adipiscing	Suspendisse faucibus rhoncus non, maecenas aliquet	Pharetra aenean ut tempus ultricies nulla
Faucibus vel accumsan dictum	Suspendisse etiam risus	Maecenas praesent adipiscing

Accordion Item #1

This is the first item's accordion body. It is hidden by default, until the collapse plugin adds the appropriate classes that we use to style each element. These classes control the overall appearance, as well as the showing and hiding via CSS transitions. Just about any HTML can go within the `.accordion-body`, though the transition does limit overflow.

Accordion Item #2

Accordion Item #3


Form sample

☐ Remember me

Cards/modules

Latest Changes

1. Model page
2. Model form
3. Sample link
4. Plugin/four
- ...more



Still on course
 A significant image from Tiki's history, fetched from a file gallery using Plaginsmp.

Switch Theme

Git detail

Last updated: (Git master 64c37b29) Sunday December 4, 2022 17:29:53 JST

Included theme - See all

Key info

- [About post-Tiki 25.2 GitLab branch 25x theme files](#)
- [Updating a Theme for Tiki 26](#)
- [Implementing Color Modes in Tiki](#)
- [CSS Variables in Tiki](#)
- [Make an SCSS-Compiled Tiki Theme](#)

Latest blog posts

1. [Site upgraded to branch 26x](#)
2. [Site upgraded to branch 25x](#)
3. [Site upgraded to Tiki 23.x](#)

Tiki's Themes Feature New Designs and Page Elements!

New Theme Features in Tiki 25 and 26

Tiki 25 and 26 themes have evolved with the ongoing progress of the recently released Bootstrap versions [5.2](#) and [5.3](#). New features include increasing use of CSS variables, support for color modes, new helpers and utilities, and accordions.

Updating a theme for Tiki 26

There's been a focus on easier configuration and customization by site admins in the latest Tiki releases. This is made possible by CSS variables (custom properties). Many design details can be adjusted at a Tiki website by defining the relevant CSS variables in Look and Feel admin. The code for pagetop navbars in particular has been updated to facilitate this.

Easy and more powerful configuring

There's been a focus on easier configuration and customization by site admins in the latest Tiki releases. This is made possible by CSS variables (custom properties). Many design details can be adjusted at a Tiki

website by defining the relevant CSS variables in Look and Feel admin. The code for pagetop navbars in particular has been updated to facilitate this.

Latest Themes

```
{trackerlist trackerId="6" fields="31:36:38:40" sort_mode="lastModif_desc" max="4"
wiki="Theme_thumbnail_TPL"}
```

Revitalized themes marketplace will return!

New aftermarket themes on the horizon

Customizing via CSS variables, along with support for light, dark, auto, and (coming soon) site-specific color modes, can now do some of what was formerly done by child themes and aftermarket themes.

But for even more visual and layout options for Tiki websites, new aftermarket themes for the latest versions of Tiki are in the pipeline. Updates of previously released themes as well as new themes will be listed when they are ready, and then can be demoed at the designer's website and downloaded.

Share your Tiki themes!

Designers and authors, share your Tiki themes by listing them here! Nurture your karma. Increase the exposure for your business. Free-of-charge and premium themes, simple single-CSS file themes and elaborate packages with SCSS files and images, and anything in between - all are welcome.

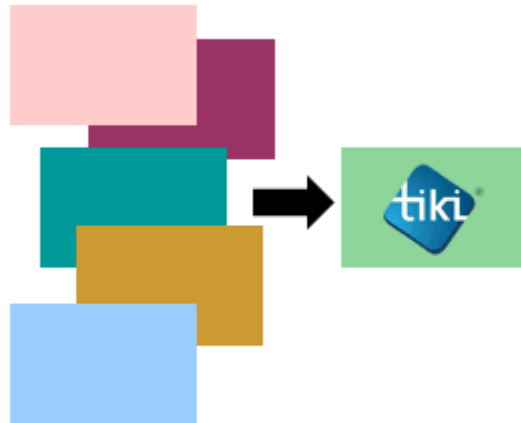
Tiki's integration of the Bootstrap CSS framework has opened the door for designers to easily produce themes for the powerful, feature-filled Tiki Wiki CMS Groupware. Please see [Information for authors](#) for more details.

Latest Themes

```
{trackerlist trackerId="6" fields="31:36:38:40" sort_mode="lastModif_desc" max="4"
wiki="Theme_thumbnail_TPL"}
```

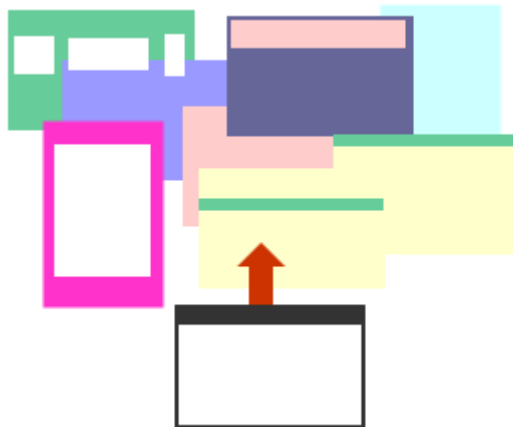
About Tiki's themes - overview and documentation

Many sources



Any Bootstrap 5 style sheet (as of Tiki 25) can be a Tiki theme - adapted from HTML or another CMS, or written from scratch.

"Up to 11"



Tiki extends Bootstrap to cover all Tiki features and multiply styling and layout options.

*What's special about "11"? [This Is Spinal Tap - Up to 11](#)

Just styling



Tiki themes are for laying out and styling the site only. - No need to worry about affecting site security or functionality.

Tiki is mature software that's still steadily evolving.

Recent transitions include the integration of Vue.js and upgrade of the Bootstrap CSS Framework to version 5.3. Design flexibility has always been a strong point of Tiki, and this is melded with the familiar languages of Bootstrap and Vue.

For theme authors

[Creating a Tiki theme](#)

[Three ways to make a new theme](#)

[Updating a pre-Bootstrap theme](#)

[Converting a Bootstrap theme made for HTML or another CMS](#)

[Contributing, sharing or selling a theme](#)

[Theme-making Questions and Answers](#)

For theme users

[Finding a theme](#)

[Configuring a theme](#)

[Modifying a theme](#)

[Troubleshooting a theme](#)

Digging deeper:

[Tiki's CSS and Smarty template organization](#)

[Theme-related Software Concept and Design](#)

Latest changes

1. [Bootstrap component sets](#)
2. [Included themes](#)
3. [Materia](#)
4. [Ohia](#)
5. [Themes](#)
6. [Making or Updating a Theme for Tiki 27](#)
7. [Updating a Theme for Tiki 26](#)
8. [Tiki_org_family_customizations_CSS](#)
9. [BookStacked](#)
10. [Make an SCSS-Compiled Tiki Theme](#)

[...more](#)